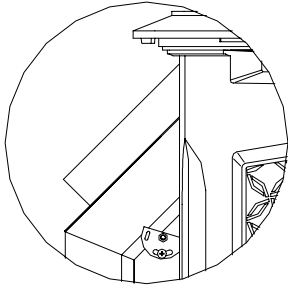


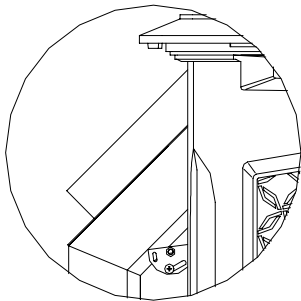
**FULLY OPEN
POSITION**

For vertical rises of 5' or less, restrictor plate position indicator must be in the fully open (down) position, which provides NO restriction.



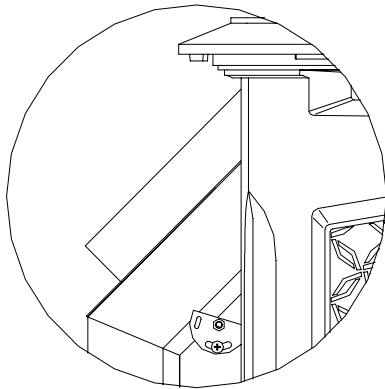
**MID RESTRICTION
POSITION**

For vertical rises of 5' or more, restrictor plate position indicator may be in the mid or fully closed (up) position.



**FULLY CLOSED
POSITION**

The vent restrictor ensures proper flames in a wide variety of configurations. For a fast moving flame with lots of action use a more open or down setting. For a slow lazy flame, a more closed or up setting should be used.




**LESS
RESTRICTION**


**MORE
RESTRICTION**