

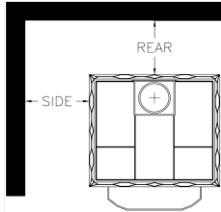
Mansfield 8012



Specifications and Clearances:

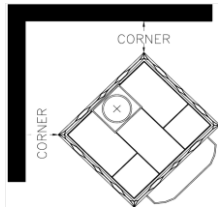
Rev. 071513

Physical Measurements:	Clearances (cont.):
Size: 80,000 BTUs	<u>Protected surfaces, single wall pipe</u>
EPA Rating: 2.9 grams/hr	Parallel Side 10"
Efficiency 77%	Parallel Rear 12"
Width: 27"	Corner 8"
Height 28" (not including flue collar)	Stovepipe to Combustables 12"
Depth 26 1/2"	<u>Unprotected surfaces, single wall pipe w/Rear Heat Shield:</u>
Maximum Log Length 21"	Parallel side 18"
Firebox Capacity 3.2 cubic feet	Parallel Rear 16"
Flue Exit Top only	Corner 14"
Flue diameter 6"	<u>Protected surfaces, single wall pipe w/Rear Heat Shield:</u>
Ash Pan Yes	Parallel side 10"
Optional blower kit Yes	Parallel Rear 10"
Actual Weight 550	Corner 7"
Shipping Weight 585	<u>Unprotected surfaces, double wall pipe w/Rear Heat Shield:</u>
Burn time up to 10 hours	Parallel side 18"
Heat Life up to 14 hours	Parallel Rear 8" *
Mobile Home Certified yes	Corner 14"
Alcove Certified yes	* To back of unit. Subtract 2" if measuring to Rear Heat Shield
Min. dim. (unprotected) 63"Wx48"Dx36"H	<u>Protected surfaces, double wall pipe w/Rear Heat Shield:</u>
Min. dim. (protected) 48"Wx48"Dx18"H	Parallel side 10"
	Parallel Rear 8"
	Corner 7"
Clearances:	Hearth Pad:
<u>Unprotected surfaces, single wall pipe:</u>	Minimum Size (US) 34" W x 40" D
Parallel Side 18"	Minimum R-Value Ember protection only
Parallel Rear 19"	Extension past front of stove 16"
Corner 14"	Extension past chimney connector under & 2" to each side
Rear 34"	
Stovepipe to Combustables 18"	

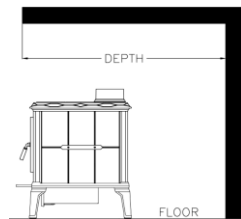

FREESTANDING MINIMUM CLEARANCES TO COMBUSTIBLES (from closest point of stove)

Installation type	Unprotected Surfaces			Protected Surfaces (NFPA 211)		
	Parallel		Corner	Parallel		Corner
	Side	Rear		Side	Rear	
No Heat Shield (Optional accessory)	18 in. (45.7 cm)	19 in. (48.26 cm)	14 in. (35.56 cm)	10 in. (25.40 cm)	12 in. (30.40 cm)	8 in. (20.32 cm)
Rear Heat Shield, w/ Single wall connector	18 in. (45.7 cm)	16 in. * (40.64 cm)	14 in. (35.56 cm)	10 in. (25.40 cm)	10 in. (25.40 cm)	7 in. (17.78 cm)
Rear Heat Shield, w/ Double wall connector	18 in. (45.7 cm)	8 in. * (20.32 cm)	14 in. (35.56 cm)	10 in. (25.40 cm)	8 in. (20.32 cm)	7 in. (17.78 cm)

*These Clearances are from the back of the unit. For clearances to rear heat shield, subtract 2".
 Ask for part # 90-57200 – Mansfield Rear Heat Shield Accessory.

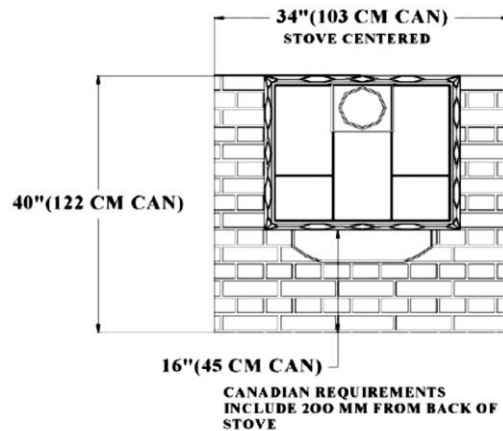
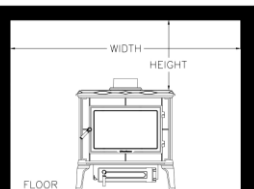

ALLOWABLE ALCOVE DIMENSIONS

Unprotected Surfaces			Protected Surfaces (NFPA 211)		
Min. Width	Max. Depth	Min. Height (stove to ceiling above.)	Min. Width	Max. Depth	Min. Height (stove to ceiling above.)
63 in. (160 cm)	48 in. (122 cm)	36 in. (91 cm)	48 in. (122 cm)	48 in. (122 cm)	18 in. (46 cm)

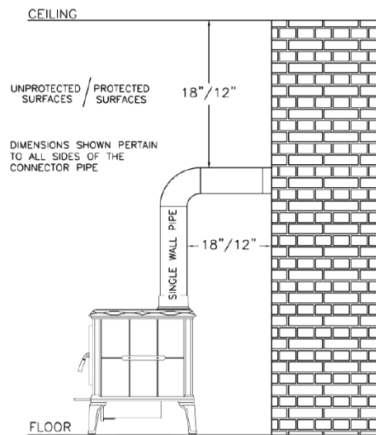

MINIMUM CLEARANCES FROM STOVEPIPE TO COMBUSTIBLES (chimney connector)

Connector type	Unprotected Surfaces	Protected Surfaces (NFPA 211)
Single wall connector pipe	18-in. (46 cm)	12-in. (31 cm)
Double wall connector pipe	6-in. (15 cm)**	3-in. (8 cm) **

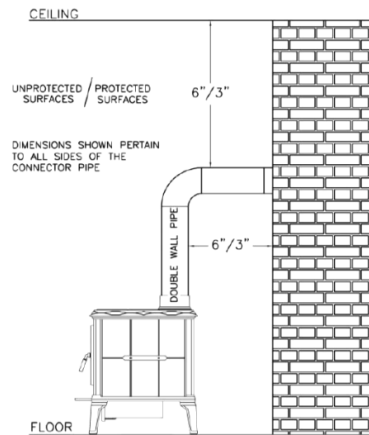
(**SEE Pipe Manuf. Specs.)


Hearth Requirements & Floor Protection

CHIMNEY CONNECTOR CLEARANCE TO COMBUSTIBLES

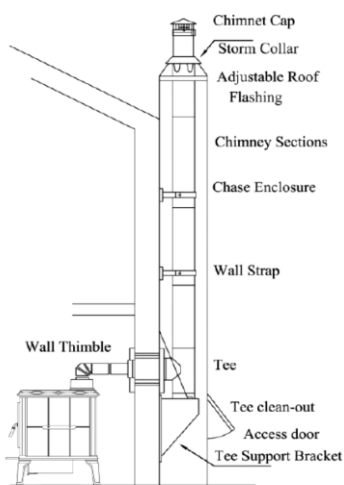


SINGLE WALL CONNECTOR

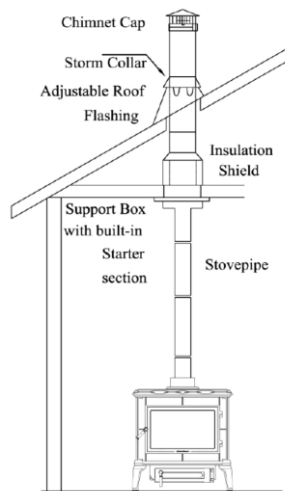


DOUBLE WALL CONNECTOR

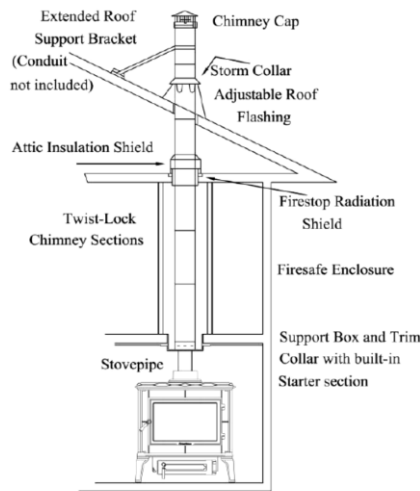
Connection Specifications



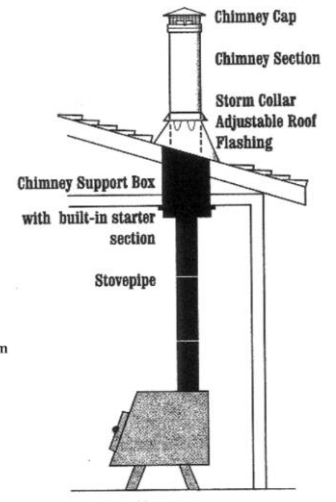
Chimney through outer wall with enclosed chase. Chimney is supported by Tee Support Bracket.



One story house installation with attic. Chimney is supported by Ceiling.



Two story house installation with attic.



Typical Mobile Home installation. Chimney supported by ceiling.